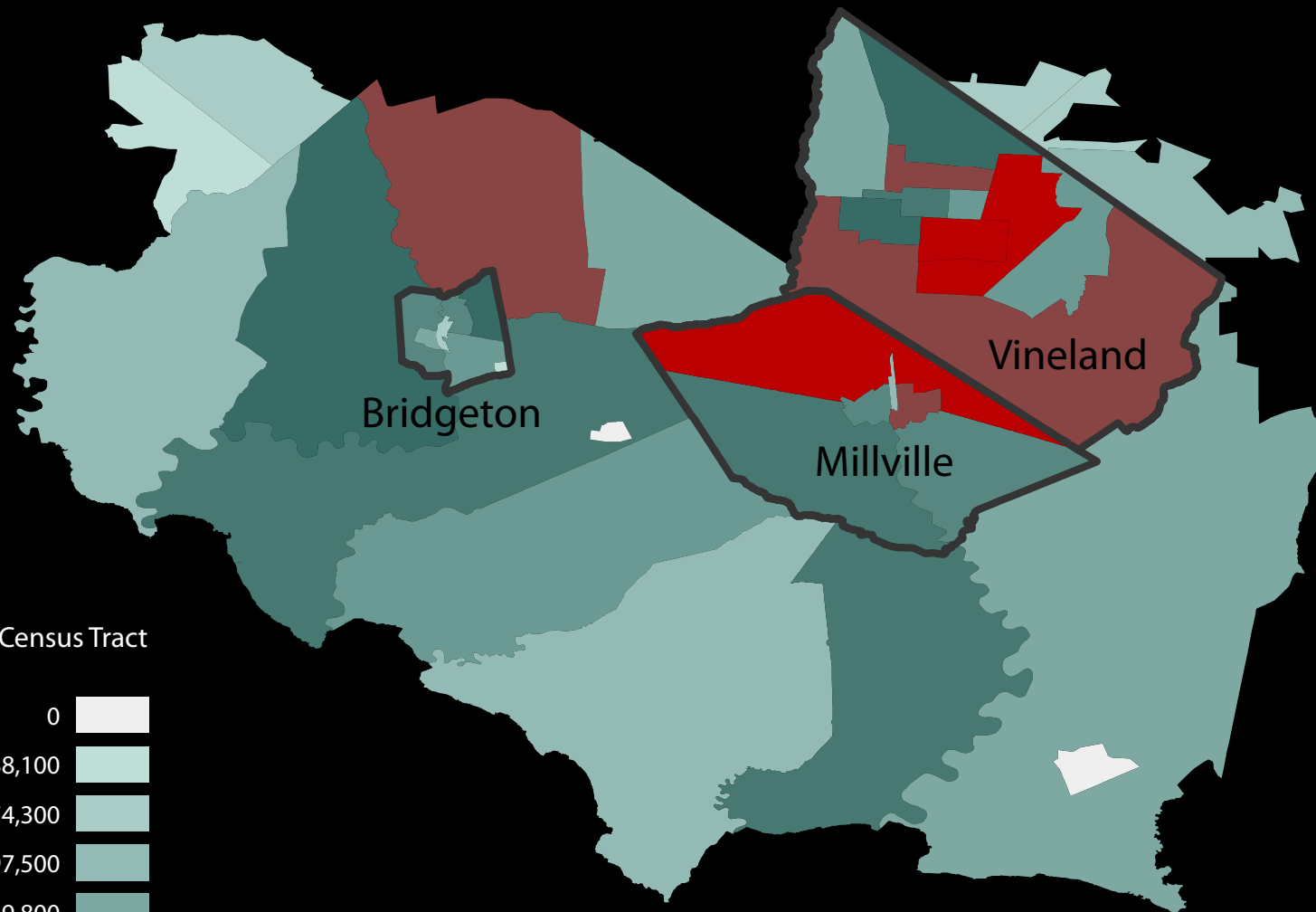
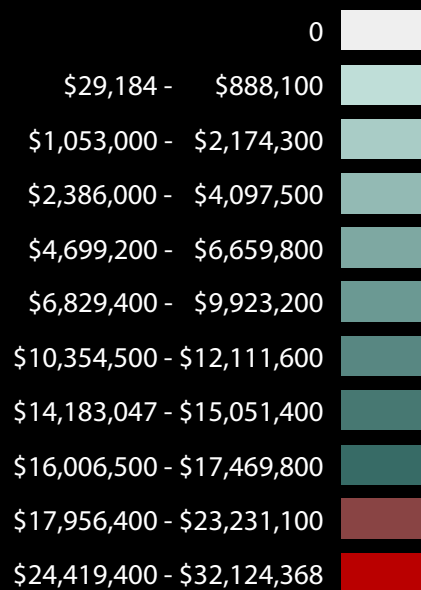


# The Healthy Cumberland ACO Initiative Hotspot Analysis 2012-2013



Hospital Receipts by Census Tract  
(deciles in dollars)



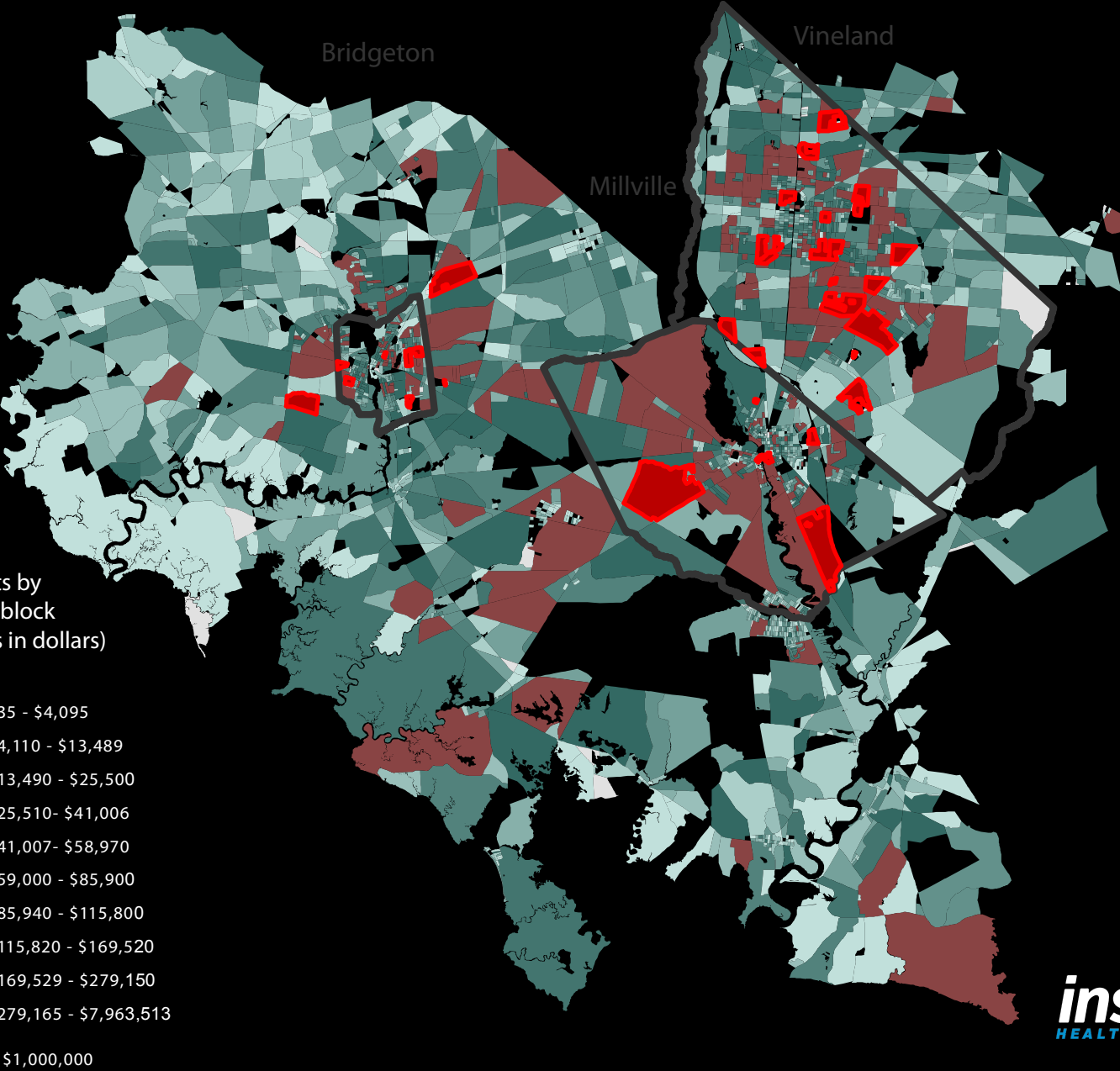
	patients	% of total	receipts	% of total	population	% of total
Bridgeton	14,079	19%	\$57,511,808	14%	26,289	16%
Millville	14,386	19%	\$83,613,424	20%	29,930	18%
Vineland	29,735	40%	\$172,696,396	42%	63,392	38%
All other areas	16,353	22%	\$9,797,654	24%	47,242	28%

Sources: Inspira Health Network Emergency Department and Inpatient billing records from 2012-2013 and 2010 Census

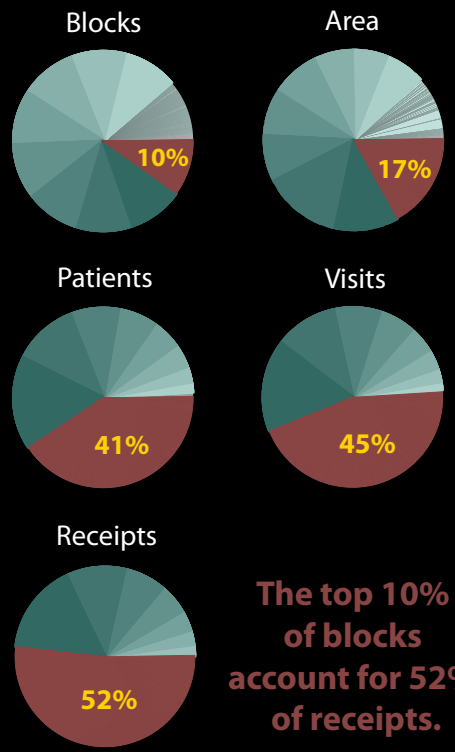
# The Healthy Cumberland ACO Initiative

## Hotspot Analysis

### 2012-2013



### Overview of High Cost Hotspots



Map includes only blocks with at least 1 visit. Blocks with over 1 million dollars in receipts are included in the red areas of the pie charts.  
 Source: Inspira Health Network Emergency Department and Inpatient billing data from 2012-2013 and 2010 Census data

**inspira** HEALTH NETWORK  
 NEW JERSEY HEALTH CARE QUALITY INSTITUTE  
 The Nicholson Foundation  
 Camden Coalition

# The Healthy Cumberland ACO Initiative Hotspot Analysis: Vineland 2012-2013

NJ Veterans Memorial Home:  
283 Patients  
\$6,716,098 Receipts



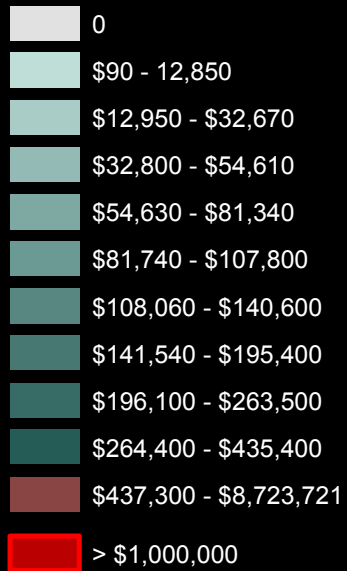
Vineland Developmental Center:  
246 Patients  
\$6,569,688 Receipts



Lincoln Specialty Care  
Nursing Home:  
244 Patients  
\$7,718,795 Receipts



Receipts by census block  
(deciles in dollars)



Bishop McCarthy Residence:  
218 Patients  
\$5,096,673 Receipts



Map includes only blocks with at least 1 visit. Photos highlight the 4 most expensive sites in this geography.  
Source: Inspira Health Network Emergency Department and Inpatient billing data from 2012-2013 and 2010 Census data

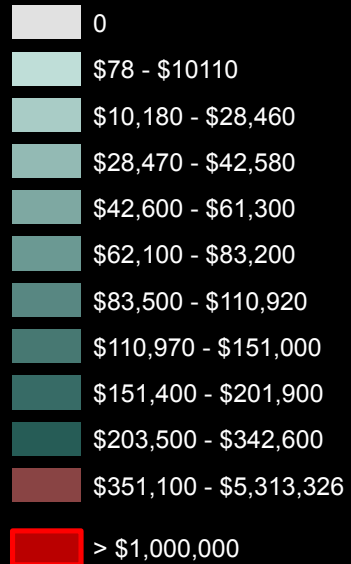


# The Healthy Cumberland ACO Initiative Hotspot Analysis: Millville 2012-2013



Millville Center:  
246 Patients  
\$5,313,326 Receipts

Receipts by census block  
(deciles in dollars)



Map includes only blocks with at least 1 visit. Photo highlights the most expensive site in this geography.  
Source: Inspira Health Network Emergency Department and Inpatient billing data from 2012-2013 and 2010 Census data



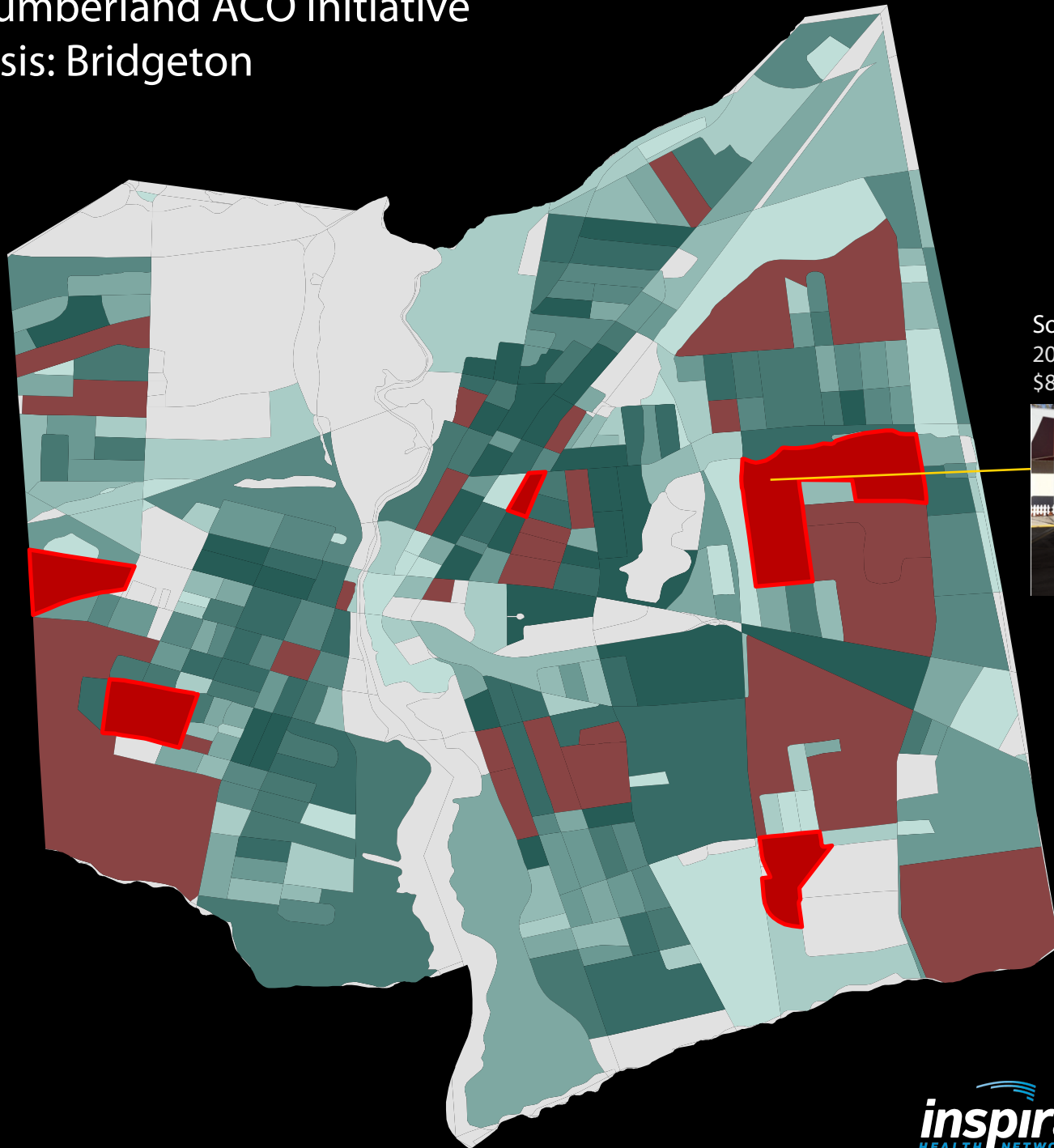
NEW JERSEY  
HEALTH CARE  
QUALITY  
INSTITUTE



# The Healthy Cumberland ACO Initiative

## Hotspot Analysis: Bridgeton

### 2012-2013



South Jersey Extended Care:  
209 Patients  
\$8,576,392 Receipts



Receipts by census block  
(deciles in dollars)



Map includes only blocks with at least 1 visit. Photo highlights the most expensive site in this geography.

Source: Inspira Health Network Emergency Department and Inpatient billing data from 2012-2013 and 2010 Census data

